

# JIA-diagnoosin merkitseminen GTI

Johanna Kärki

SRY:n rekisterikokous 7.10.2021

### DIAGNOSES

#### CURRENT DIAGNOSIS

DEBUT DATE	DIAGNOSIS	STATUS
12.4.2021	JIA Oligoarthritis (Persistent) (M084)	3
6.10.2020	Juvenile Idiopathic Arthritis (M089)	3

+ ESTABLISH CEASE CHANGE STATUS SELECT

#### NOTES (N)

- I Established
- Reoccurring
- x Ceased
- +/- Status changed
- 0 Remission
- ! Diagnosis changed
- ? Other

#### STATUS (S)

- No info
- 1 Not sure
- 2 Probably
- 3 Verified



#### DIAGNOSIS HISTORY

DEBUT DATE	DIAGNOSIS	CESS. DATE	NOTES
12.4.2021	JIA Oligoarthritis (Persistent)		
6.10.2020	Juvenile Idiopathic Arthritis		

GRAPHICS

#### DIAGNOSIS DETAILS

**Juvenile Idiopathic Arthritis (M089)**

DATE	SYMPTOM START	S	N	REASON/ CLINICAL DIAGNOSIS DATE
6.10.2020	7.2020	3	I	6.10.2020

COMMENT

EDIT DELETE


# ESTABLISH

## Juvenile Idiopathic Arthritis

- ⊖ Joint disorder
  - ⊕ Spondyloarthritis
  - Osteoarthritis
  - Septic Arthritis
  - ⊕ Unspecified Arthritis
  - ⊖ ● Juvenile Idiopathic Arthritis
    - JIA Systemic Arthritis
    - JIA Oligoarthritis (Persistent)
    - JIA Oligoarthritis (Extended)
    - JIA Polyarthritis (RF Negative)
    - JIA Polyarthritis (RF Positive)
    - JIA Psoriatic Arthritis
    - JIA Enthesitis Related Arthritis
    - JIA Undifferentiated Arthritis
  - ⊕ Crystal Arthritis
  - Palindromic rheumatism

Search 

STATUS

3 Verified 


ICD CODE

M089

SYMPTOM START DATE


7.2021 

CLINICAL DIAGNOSIS DATE

6.10.2021 

COMMENT

DIAGN. DEBUT DATE

6.10.2021 

SAVE AND CLOSE

CANCEL

# DIAGN.DATA/Arthritis criteria/Extended ILAR JIA criteria

johanna
LOGOFF

PATIENT JOURNAL USER HELP ADMIN
12.07.2012 ENTESIITTI, EPPU - [Juvenile Idiopathic Art...]

DIAGN.DATA
DISEASE ACT.
HEALTH STATUS
INTERVENTION
QUALITY OF LIFE
DAMAGE
GRAPHICS
COMORBIDITY
EVENTS

## DIAGNOSIS DATA

**SYMPTOM DEBUT DATE**  
09.04.2018

**SYMPTOM AT DEBUT**  
Right knee pain

**CLINICAL DIAGNOSIS DATE**  
03.06.2019  
(Ext. ILAR JIA crit. not fulfilled)

**DIAGNOSIS DATE**  
17.09.2019  
(Ext. ILAR JIA crit. fulfilled)

**EXTENDED ILAR JIA CRITERIA**

SPECIFIC EXCLUSION CRITERIA: **A. B. C. D. E.**

**ENTHESITIS RELATED ARTHRITIS**

CLASSIFICATION CRITERIA

Arthritis AND Enthesitis

OR

Arthritis

OR

Enthesitis

**with at least 2 of the following:**

The presence of or a history of sacroiliac joint tenderness and/or inflammatory lumbosacral pain

The presence of HLA-B27 antigen

Onset of arthritis in a male over 6 years of age

the first 6 months of disease are positive

SPECIFIC EXCLUSION CRITERIA: **A. B. C. E.**

**PSORIASIC ARTHRITIS**

CLASSIFICATION CRITERIA

Arthritis AND Psoriasis

OR

Arthritis and at least 2 of the following:

Dactylitis

Nail pitting or onycholysis

Psoriasis in a first-degree relative

SPECIFIC EXCLUSION CRITERIA: **B. C. D. E.**

**UNDIFFERENTIATED ARTHRITIS**

CLASSIFICATION CRITERIA

**HISTORY**


17.09.2019

**EXCLUSION CRITERIA (ALL SPECIFIC CRITERIA MUST BE ANSWERED 'NO' FOR A CLASSIFICATION TO BE CORRECT)**

A. Psoriasis or a history of psoriasis in the patient or first-degree relative	Yes	<input checked="" type="radio"/> No	NA
B. Arthritis in an HLA-B27 positive male beginning after the 6th birthday	Yes	<input type="radio"/> No	NA
C. Ankylosing spondylitis, enthesitis related arthritis, sacroiliitis with inflammatory bowel disease, Reiter's syndrome, or acute anterior uveitis, or a history of one of these disorders in a first-degree relative	Yes	<input type="radio"/> No	NA
D. Presence of IgM rheumatoid factor on at least 2 occasions at least 3 months apart	Yes	<input checked="" type="radio"/> No	NA
E. Presence of systemic JIA in the patient	Yes	<input checked="" type="radio"/> No	NA

INVESTIGATOR
ASSESSMENT DATE 17.09.2019
+ NEW REGISTRATION
EDIT
DELETE
SAVE
CANCEL

CURRENT MEDIC
Etanercept (Enbrel)
DISEASE ACTIVITY
05.11.2019
DIAGNOSIS
09.04.2018
HEALTH STATUS
22.09.2019



DIAGNOSIS DATA			
SYMPTOM DEBUT DATE	SYMPTOM AT DEBUT	CLINICAL DIAGNOSIS DATE	DIAGNOSIS DATE
09.04.2018	Right knee pain	03.06.2019	17.09.2019
		(Ext. ILAR JIA crit. not fulfilled)	(Ext. ILAR JIA crit. fulfilled)

**Diagnoosipäivämäärällä** tarkoitetaan sitä päivämäärää, jolloin **artriitti on todettu ja hoito aloitettu** (paikallishoito/ p.o. kortisoni/ DMARD).  
GTI:ssä tämä merkitään kohtaan ”**clinical diagnosis date**”.

Diagnosis date = JIA diagnostisten kriteereiden täytyminen.

# DIAGN.DATA/Arthritis criteria/ ILAR JIA criteria (vanhempi versio – älä käytä)

johanna PATIENT JOURNAL USER HELP ADMIN 12.07.2012 ENTESIITTI, EPPU - [Juvenile Idiopathic Art... LOGOFF

DIAGN.DATA DISEASE ACT. HEALTH STATUS INTERVENTION QUALITY OF LIFE DAMAGE GRAPHICS COMORBIDITY EVENTS

### DIAGNOSIS DATA

SYMPTOM DEBUT DATE	SYMPTOM AT DEBUT	CLINICAL DIAGNOSIS DATE	DIAGNOSIS DATE
01.02.2015		01.03.2015	21.04.2015
		(ILAR JIA crit. NOT fulfilled)	(ILAR JIA crit. fulfilled)

#### ILAR JIA CRITERIA

- SYSTEMIC ARTHRITIS**  
Arthritis in one or more joints with or preceded by fever of at least 2 weeks' duration that is documented to be daily ("quotidian") for at least 3 days, and accompanied by one or more of the following:
  1. Evanescent (nonfixed) erythematous rash
  2. Generalized lymph node enlargement
  3. Hepatomegaly and/or splenomegaly
  4. Serositis
- OLIGOARTHRITIS (PERSISTENT)**  
Arthritis affecting not more than 4 joints throughout the disease course
- OLIGOARTHRITIS (EXTENDED)**  
Arthritis affecting a total of more than 4 joints after the first 6 months of disease
- POLYARTHRITIS (RHEUMATOID FACTOR NEGATIVE)**  
Arthritis affecting 5 or more joints during the first 6 months of disease; a test for RF is negative.
- POLYARTHRITIS (RHEUMATOID FACTOR POSITIVE)**  
Arthritis affecting 5 or more joints during the first 6 months of disease; 2 or more tests for RF at least 3 months apart during the first 6 months of disease are positive.
- PSORIATIC ARTHRITIS**  
Arthritis and psoriasis, or arthritis and at least 2 of the following:
  1. Dactylitis
  2. Nail pitting or onycholysis
  3. Psoriasis in a first-degree relative
- ENTHESITIS RELATED ARTHRITIS**  
Arthritis and enthesitis, or arthritis or enthesitis with at least 2 of the following:
  1. The presence of or a history of sacroiliac joint tenderness and/or inflammatory lumbosacral pain
  2. The presence of HLA-B27 antigen
  3. Onset of arthritis in a male over 6 years of age
  4. Acute (symptomatic) anterior uveitis
  5. History of ankylosing spondylitis, enthesitis related arthritis, sacroiliitis with inflammatory bowel disease, Reiter's syndrome, or acute anterior uveitis in a first-degree relative
- UNDIFFERENTIATED ARTHRITIS**  
Arthritis that fulfills criteria in no category or in 2 or more of the above categories.

#### HISTORY

21.04.2015

INVESTIGATOR [ ] ASSESSMENT DATE 21.04.2015 [ ] + NEW REGISTRATION [EDIT] [DELETE] [SAVE] [CANCEL]

#### CURRENT MEDIC

Etanercept (Enbrel)  
Sulfasalazine

#### DISEASE ACTIVITY

05.11.2019  
AJC : 0  
CRP :  
ESR :  
JADAS(P)-27 :  
02.04.2019  
JADAS(Ch)-27 : 14,5

#### DIAGNOSIS

Symp. debut date  
09.04.2018  
Clin.diagnosis date  
03.06.2019  
Diagn.date (Ext. ILAR JIA)  
17.09.2019  
RF (IgM) :  
aCCP :

#### HEALTH STATUS

22.09.2019  
CHAQ (P) : 0,000  
05.11.2019  
CHAQ (Ch) : 1,375

#### EXT. INJECTION

17.09.2019  
Number of : 5